

CAPITAL LETTERS

By :
Naman Manglik

E H A B D C
G F M L K





LINE PATTERNS




Handwriting practice area consisting of multiple rows of lines. The first row features vertical black lines. The second row features vertical dotted lines. The remaining rows are blank for practice. The bottom row features horizontal dashed lines.

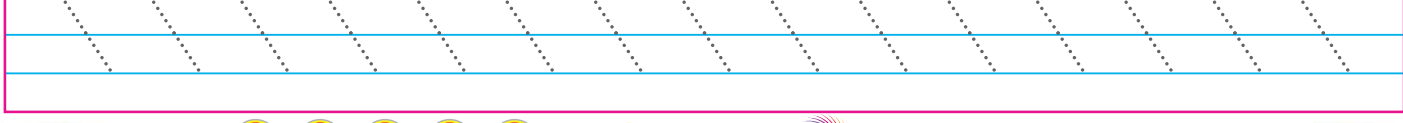
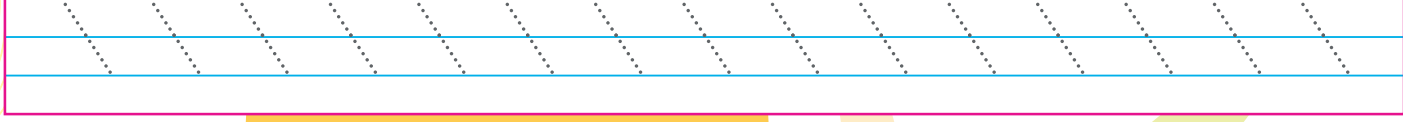
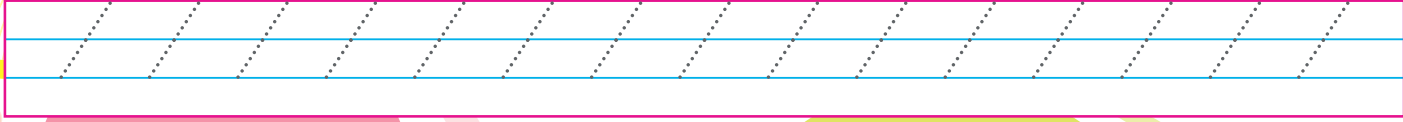
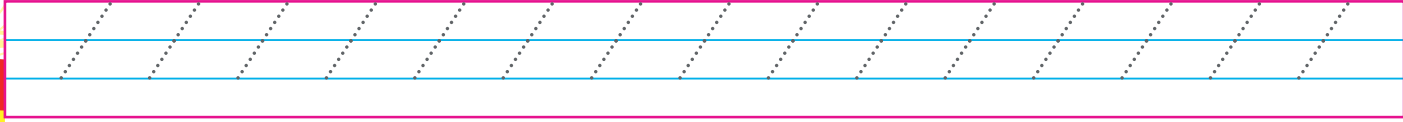
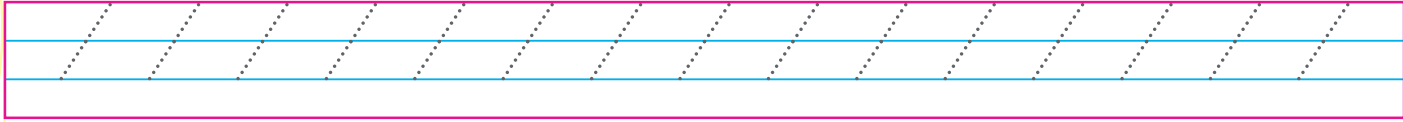
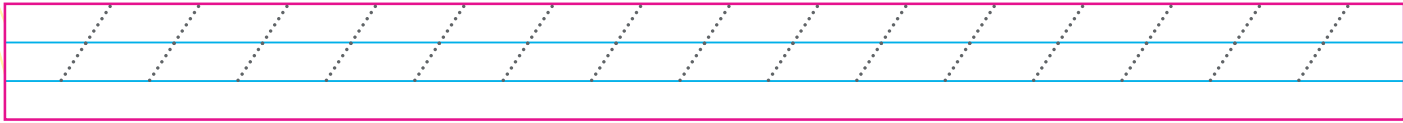
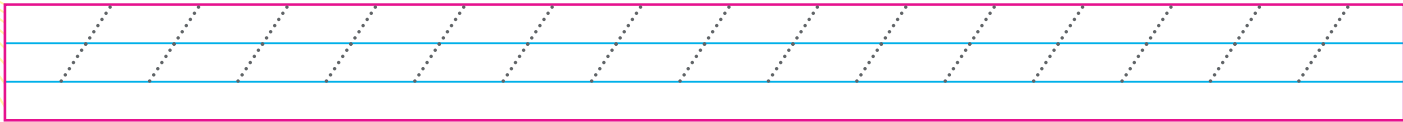


Date :



Teacher's Signature :





Date :

Teacher's Signature :



CURVE PATTERNS



C C C C C C C C C C C C C

C C C C C C C C C C C C C

C C C C C C C C C C C C C

C C C C C C C C C C C C C

C C C C C C C C C C C C C

C C C C C C C C C C C C C

3 3 3 3 3 3 3 3 3 3 3 3 3 3 3

3 3 3 3 3 3 3 3 3 3 3 3 3 3 3

3 3 3 3 3 3 3 3 3 3 3 3 3 3 3

3 3 3 3 3 3 3 3 3 3 3 3 3 3 3

3 3 3 3 3 3 3 3 3 3 3 3 3 3 3


3 3 3 3 3 3 3 3 3 3 3 3 3 3 3



Date :



Teacher's Signature :



C C C C C C C C C C C C

C C C C C C C C C C C C

C C C C C C C C C C C C

C C C C C C C C C C C C

C C C C C C C C C C C C

C C C C C C C C C C C C

Decorative cursive pattern

Decorative cursive pattern

Decorative cursive pattern

Decorative cursive pattern

Decorative cursive pattern

Decorative cursive pattern

Date :



05



CAPITAL LETTERS

Teacher's Signature :

A



A for **APPLE**




A	A	A	A	A	A	A	A	A
A	A	A	A	A	A	A	A	A
A	A	A	A	A	A	A	A	A
A	A	A	A	A	A	A	A	A
A	A	A	A	A	A	A	A	A
A	A	A	A	A	A	A	A	A
A	A	A	A	A	A	A	A	A

Date :

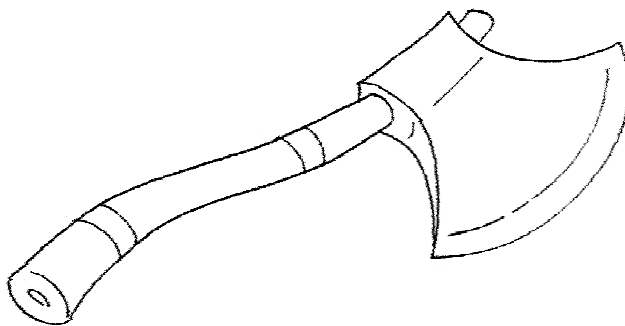
Teacher's Signature :

A	A	A	A	A	A	A	A	A
A	A	A	A	A	A	A	A	A
A	A	A	A	A	A			
A	A	A						

Join the dots and colour the letter 'A'.



Colour the picture of AXE.



Date :



Teacher's Signature :

B



B for **B**ALL

I	P	B
---	---	---

B	B	B	B	B	B	B	B	B
---	---	---	---	---	---	---	---	---

B	B	B	B	B	B	B	B	B
---	---	---	---	---	---	---	---	---

B	B	B	B	B	B	B	B	B
---	---	---	---	---	---	---	---	---

B	B	B	B	B	B	B	B	B
---	---	---	---	---	---	---	---	---

B	B	B	B	B	B	B	B	B
---	---	---	---	---	---	---	---	---

B	B	B	B	B	B	B	B	B
---	---	---	---	---	---	---	---	---

B	B	B	B	B	B	B	B	B
---	---	---	---	---	---	---	---	---

Date :

Teacher's Signature :


B B B B B B B B B

B B B B B B B B B

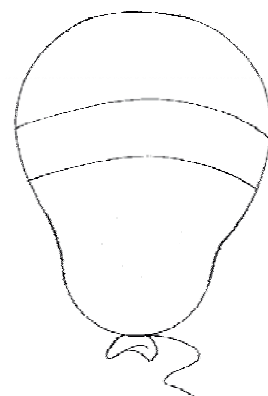
B B B B B B

B B B

Join the dots and colour the letter 'B'.



Colour the picture of **BALLOON**.



Date :



Teacher's Signature :

C



C for CAT

C	C	C
---	---	---

C	C	C	C	C	C	C	C	C
---	---	---	---	---	---	---	---	---

C	C	C	C	C	C	C	C	C
---	---	---	---	---	---	---	---	---

C	C	C	C	C	C	C	C	C
---	---	---	---	---	---	---	---	---

C	C	C	C	C	C	C	C	C
---	---	---	---	---	---	---	---	---

C	C	C	C	C	C	C	C	C
---	---	---	---	---	---	---	---	---

C	C	C	C	C	C	C	C	C
---	---	---	---	---	---	---	---	---

C	C	C	C	C	C	C	C	C
---	---	---	---	---	---	---	---	---

Date :

Teacher's Signature :

D



D for DUCK

I	D	D
---	---	---

D	D	D	D	D	D	D	D	D	D
D	D	D	D	D	D	D	D	D	D
D	D	D	D	D	D	D	D	D	D
D	D	D	D	D	D	D	D	D	D
D	D	D	D	D	D	D	D	D	D
D	D	D	D	D	D	D	D	D	D
D	D	D	D	D	D	D	D	D	D
D	D	D	D	D	D	D	D	D	D

Date :

Teacher's Signature :


D D D D D D D D D

D D D D D D D D D


D D D D D D

D D D

Join the dots and colour the letter 'D'.



Colour the picture of DONKEY.



Date :



Teacher's Signature :

E



E E E E

E for ELEPHANT

E	E	E	E	E	E	E	E	E	E
E	E	E	E	E	E	E	E	E	E
E	E	E	E	E	E	E	E	E	E
E	E	E	E	E	E	E	E	E	E
E	E	E	E	E	E	E	E	E	E
E	E	E	E	E	E	E	E	E	E
E	E	E	E	E	E	E	E	E	E
E	E	E	E	E	E	E	E	E	E

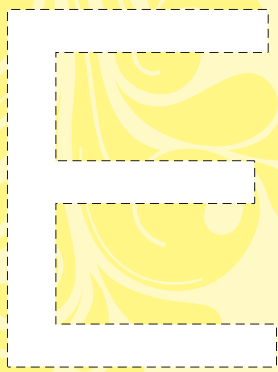
Date :




Teacher's Signature :

E	E	E	E	E	E	E	E
E	E	E	E	E	E	E	E
E	E	E	E	E	E	E	E
E	E	E	E	E	E	E	E

Join the dots and colour the letter 'E'.



Colour the picture of EGG.




Date :



Teacher's Signature :

G



G for **GRAPES**

C G G

G	G	G	G	G	G	G	G	G	G
G	G	G	G	G	G	G	G	G	G
G	G	G	G	G	G	G	G	G	G
G	G	G	G	G	G	G	G	G	G
G	G	G	G	G	G	G	G	G	G
G	G	G	G	G	G	G	G	G	G
G	G	G	G	G	G	G	G	G	G

Date :

Teacher's Signature :

g	g	g	g	g	g	g	g	g	g
g	g	g	g	g	g	g	g	g	g
g	g	g	g	g	g
g	g	g
.
.
.
.
.

Join the dots and colour the letter 'G'.



Colour the picture of GOAT.



Date :



Teacher's Signature :

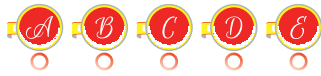
I



I for IGLOO

I			
---	--	--	--

Date :



Teacher's Signature :

J



J for **JOKER**

J J J

J J J J J J J J J J

J J J J J J J J J J

J J J J J J J J J J

J J J J J J J J J J

J J J J J J J J J J

J J J J J J J J J J


J J J J J J J J J J

Date :

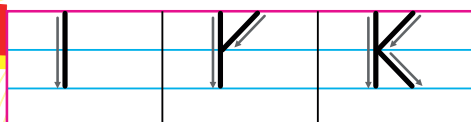


Teacher's Signature :

K



K for **KITE**




K	K	K	K	K	K	K	K	K	K
K	K	K	K	K	K	K	K	K	K
K	K	K	K	K	K	K	K	K	K
K	K	K	K	K	K	K	K	K	K
K	K	K	K	K	K	K	K	K	K
K	K	K	K	K	K	K	K	K	K
K	K	K	K	K	K	K	K	K	K
K	K	K	K	K	K	K	K	K	K

Date :


Teacher's Signature :

K	K	K	K	K	K	K	K	K
K	K	K	K	K	K	K	K	K
K	K	K	K	K	K			
K	K	K						

Join the dots and colour the letter 'K'.



Colour the picture of KANGAROO.



Date :

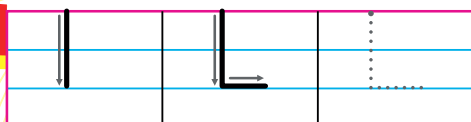


Teacher's Signature :

L



L for LOTUS



L	L	L	L	L	L	L	L	L	L
L	L	L	L	L	L	L	L	L	L
L	L	L	L	L	L	L	L	L	L
L	L	L	L	L	L	L	L	L	L
L	L	L	L	L	L	L	L	L	L
L	L	L	L	L	L	L	L	L	L
L	L	L	L	L	L	L	L	L	L
L	L	L	L	L	L	L	L	L	L

Date :

Teacher's Signature :

M



M for **M**ANGO

I	N	V	M
---	---	---	---


M	M	M	M	M	M	M	M	M
M	M	M	M	M	M	M	M	M
M	M	M	M	M	M	M	M	M
M	M	M	M	M	M	M	M	M
M	M	M	M	M	M	M	M	M
M	M	M	M	M	M	M	M	M
M	M	M	M	M	M	M	M	M

Date :

Teacher's Signature :

M	M	M	M	M	M	M	M	M
M	M	M	M	M	M	M	M	M
M	M	M	M	M	M			
M	M	M						

Join the dots and colour the letter 'M'.



Colour the picture of MONKEY.




Date :




Teacher's Signature :

Work

To Do.....



1. Look at the following pictures and match each of them with their first letter. The first one is done for you :



G


E

F

K

L

A



Date :



Teacher's Signature :



2. Look at the following pictures and fill in the first letter in each circle. The first one is done for you :



Date :

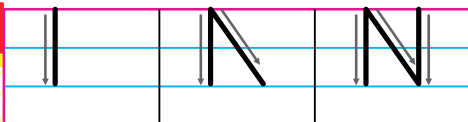


Teacher's Signature :

N



N for **NEST**




Handwriting practice section consisting of eight rows of dotted uppercase letter 'N' on a four-line grid for tracing.

Date :


Teacher's Signature :

N	N	N	N	N	N	N	N	N	N
N	N	N	N	N	N	N	N	N	N
N	N	N	N	N	N				
N	N	N							

Join the dots and colour the letter 'N'.



Colour the picture of NUT.



Date :



Teacher's Signature :

O



O for OWL




Date :

Teacher's Signature :

o	o	o	o	o	o	o	o	o
o	o	o	o	o	o	o	o	o
o	o	o	o	o	o	o	o	o
o	o	o	o	o	o	o	o	o

Join the dots and colour the letter 'O'.



Colour the picture of **ORANGE**.



Date :



Teacher's Signature :

P



P for **PARROT**

I	P	P
---	---	---

P	P	P	P	P	P	P	P	P	P
P	P	P	P	P	P	P	P	P	P
P	P	P	P	P	P	P	P	P	P
P	P	P	P	P	P	P	P	P	P
P	P	P	P	P	P	P	P	P	P
P	P	P	P	P	P	P	P	P	P
P	P	P	P	P	P	P	P	P	P
P	P	P	P	P	P	P	P	P	P


Date :




Teacher's Signature :

P	P	P	P	P	P	P	P	P	P
P	P	P	P	P	P	P	P	P	P
P	P	P	P	P	P	P	P	P	P
P	P	P	P	P	P	P	P	P	P

Join the dots and colour the letter 'P'.



Colour the picture of PEACOCK.

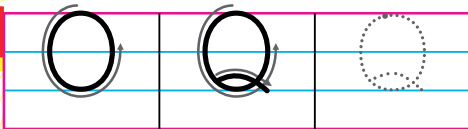


Date :



Teacher's Signature :

Q



Q for **QUILL**

Q	Q	Q	Q	Q	Q	Q	Q	Q
Q	Q	Q	Q	Q	Q	Q	Q	Q
Q	Q	Q	Q	Q	Q	Q	Q	Q
Q	Q	Q	Q	Q	Q	Q	Q	Q
Q	Q	Q	Q	Q	Q	Q	Q	Q
Q	Q	Q	Q	Q	Q	Q	Q	Q
Q	Q	Q	Q	Q	Q	Q	Q	Q
Q	Q	Q	Q	Q	Q	Q	Q	Q


Date :




Teacher's Signature :

Q	Q	Q	Q	Q	Q	Q	Q	Q
Q	Q	Q	Q	Q	Q	Q	Q	Q
Q	Q	Q	Q	Q	Q			
Q	Q	Q						

Join the dots and colour the letter 'Q'.



Colour the picture of QUAIL.



Date :



Teacher's Signature :

R



R for ROSE

I	P	R
---	---	---

R	R	R	R	R	R	R	R	R
---	---	---	---	---	---	---	---	---

R	R	R	R	R	R	R	R	R
---	---	---	---	---	---	---	---	---

R	R	R	R	R	R	R	R	R
---	---	---	---	---	---	---	---	---

R	R	R	R	R	R	R	R	R
---	---	---	---	---	---	---	---	---

R	R	R	R	R	R	R	R	R
---	---	---	---	---	---	---	---	---

R	R	R	R	R	R	R	R	R
---	---	---	---	---	---	---	---	---

R	R	R	R	R	R	R	R	R
---	---	---	---	---	---	---	---	---

Date :

Teacher's Signature :


R R R R R R R R R

R R R R R R R R R


R R R R R R

R R R

Join the dots and colour the letter 'R'.



Colour the picture of RAT.



Date :



Teacher's Signature :

S



S for **SHIP**

S	S	S
---	---	---

S	S	S	S	S	S	S	S	S
---	---	---	---	---	---	---	---	---

S	S	S	S	S	S	S	S	S
---	---	---	---	---	---	---	---	---

S	S	S	S	S	S	S	S	S
---	---	---	---	---	---	---	---	---

S	S	S	S	S	S	S	S	S
---	---	---	---	---	---	---	---	---

S	S	S	S	S	S	S	S	S
---	---	---	---	---	---	---	---	---

S	S	S	S	S	S	S	S	S
---	---	---	---	---	---	---	---	---


S	S	S	S	S	S	S	S	S
---	---	---	---	---	---	---	---	---

Date :


Teacher's Signature :

S	S	S	S	S	S	S	S	S
S	S	S	S	S	S	S	S	S
S	S	S	S	S	S	.	.	.
S	S	S
.
.
.
.
.

Join the dots and colour the letter 'S'.



Colour the picture of SUN.



Date :

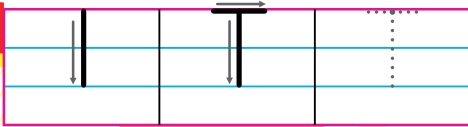


Teacher's Signature :

T



T for TIGER




Date :



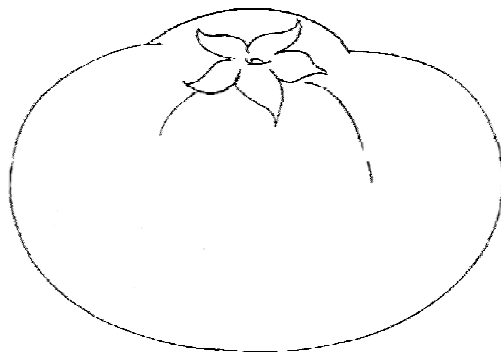
Teacher's Signature :

Handwriting practice grid consisting of 10 rows. Each row has 10 columns. The grid is designed for tracing and writing practice, with a central blue line and dotted lines for letter height and placement. The grid is decorated with colorful patterns on the sides.

Join the dots and colour the letter 'T'.



Colour the picture of TOMATO.



Date :

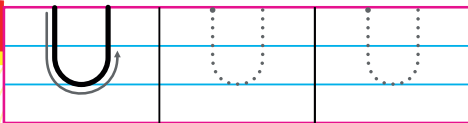


Teacher's Signature :

U



U for **UMBRELLA**



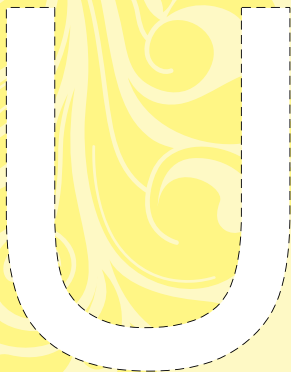
U	U	U	U	U	U	U	U	U	U
U	U	U	U	U	U	U	U	U	U
U	U	U	U	U	U	U	U	U	U
U	U	U	U	U	U	U	U	U	U
U	U	U	U	U	U	U	U	U	U
U	U	U	U	U	U	U	U	U	U
U	U	U	U	U	U	U	U	U	U
U	U	U	U	U	U	U	U	U	U

Date :


Teacher's Signature :

U	U	U	U	U	U	U	U	U	
U	U	U	U	U	U	U	U	U	
U	U	U	U	U	U				
U	U	U							

Join the dots and colour the letter 'U'.



Colour the picture of **UTENSILS**.



Date :



Teacher's Signature :

V



V for **VASE**




V	V	V	V	V	V	V	V	V	V
V	V	V	V	V	V	V	V	V	V
V	V	V	V	V	V	V	V	V	V
V	V	V	V	V	V	V	V	V	V
V	V	V	V	V	V	V	V	V	V
V	V	V	V	V	V	V	V	V	V
V	V	V	V	V	V	V	V	V	V
V	V	V	V	V	V	V	V	V	V

Date :

Teacher's Signature :

W



W for WHALE



Tracing practice area consisting of eight rows of a four-line grid. Each row contains ten dotted 'W' characters for tracing. The rows are decorated with colorful horizontal bars in shades of pink, orange, and green.

Date :

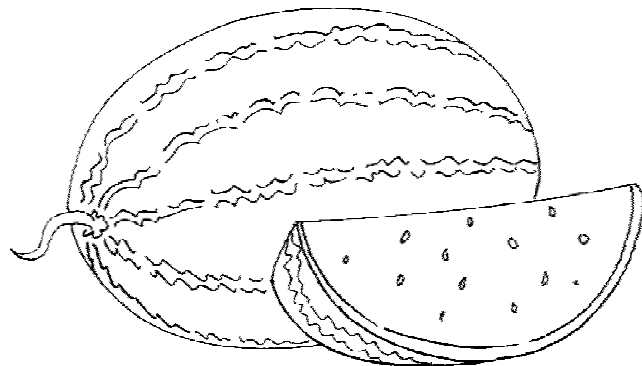
Teacher's Signature :

W	W	W	W	W	W	W	W	W
W	W	W	W	W	W	W	W	W
W	W	W	W	W	W	W	W	W
W	W	W	W	W	W	W	W	W

Join the dots and colour the letter 'W'.



Colour the picture of WATERMELON.

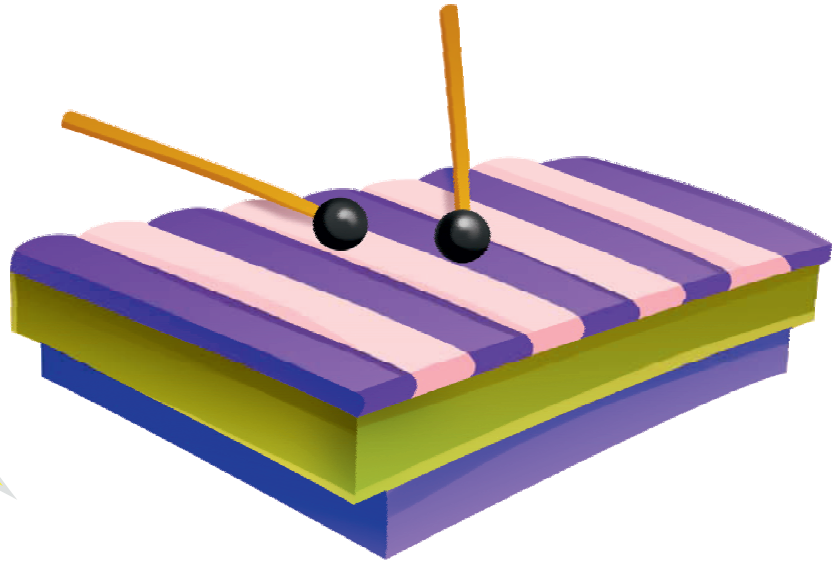


Date :

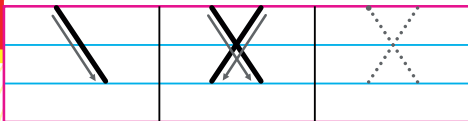


Teacher's Signature :

X



X for **XYLOPHONE**



X	X	X	X	X	X	X	X	X	X
X	X	X	X	X	X	X	X	X	X
X	X	X	X	X	X	X	X	X	X
X	X	X	X	X	X	X	X	X	X
X	X	X	X	X	X	X	X	X	X
X	X	X	X	X	X	X	X	X	X
X	X	X	X	X	X	X	X	X	X
X	X	X	X	X	X	X	X	X	X


Date :



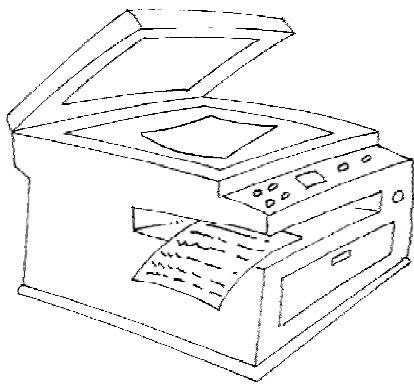
Teacher's Signature :

X	X	X	X	X	X	X	X	X	X
X	X	X	X	X	X	X	X	X	X
X	X	X	X	X	X	X	X	X	X
X	X	X	X	X	X	X	X	X	X

Join the dots and colour the letter 'X'.



Colour the picture of XEROX MACHINE.



Date :

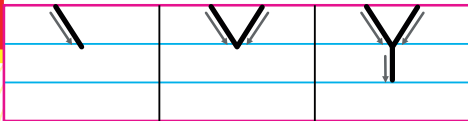


Teacher's Signature :

Y

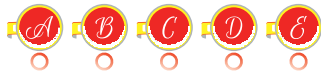


Y for **YARN**



Y	Y	Y	Y	Y	Y	Y	Y	Y
Y	Y	Y	Y	Y	Y	Y	Y	Y
Y	Y	Y	Y	Y	Y	Y	Y	Y
Y	Y	Y	Y	Y	Y	Y	Y	Y
Y	Y	Y	Y	Y	Y	Y	Y	Y
Y	Y	Y	Y	Y	Y	Y	Y	Y
Y	Y	Y	Y	Y	Y	Y	Y	Y

Date :

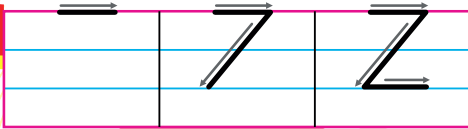


Teacher's Signature :

Z



Z for ZEBRA




Z	Z	Z	Z	Z	Z	Z	Z	Z	Z
Z	Z	Z	Z	Z	Z	Z	Z	Z	Z
Z	Z	Z	Z	Z	Z	Z	Z	Z	Z
Z	Z	Z	Z	Z	Z	Z	Z	Z	Z
Z	Z	Z	Z	Z	Z	Z	Z	Z	Z
Z	Z	Z	Z	Z	Z	Z	Z	Z	Z
Z	Z	Z	Z	Z	Z	Z	Z	Z	Z
Z	Z	Z	Z	Z	Z	Z	Z	Z	Z

Date :

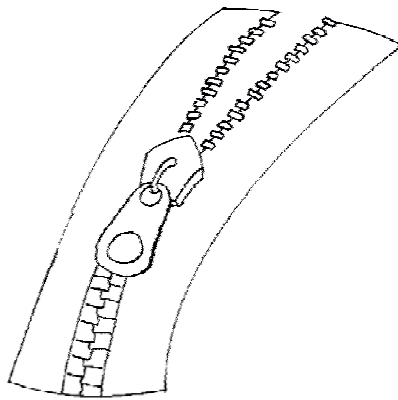
Teacher's Signature :

Z	Z	Z	Z	Z	Z	Z	Z	Z	Z
Z	Z	Z	Z	Z	Z	Z	Z	Z	Z
Z	Z	Z	Z	Z	Z	Z	Z	Z	Z
Z	Z	Z	Z	Z	Z	Z	Z	Z	Z

Join the dots and colour the letter 'Z'.



Colour the picture of ZIP.




Date :



Teacher's Signature :

Work

To Do.....



1. Look at the following pictures and match each of them with their first letter. The first one is done for you :



R


W

T

O

Y

P



Date :



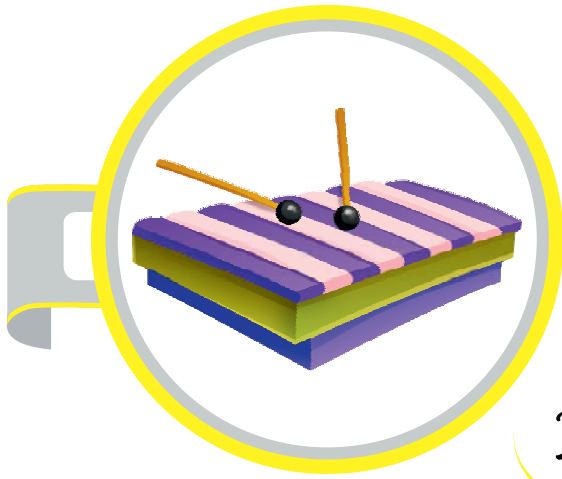
60

CAPITAL LETTERS

Teacher's Signature :



2. Look at the following pictures and fill in the first letter in each circle. The first one is done for you :



X



Date :



Teacher's Signature :



Miscellaneous



Exercise



Write the first letter of each picture :




Date :



Teacher's Signature :



Blank handwriting lines for the word 'Clown'.



Blank handwriting lines for the word 'Kite'.



Blank handwriting lines for the word 'Lotus'.



Blank handwriting lines for the word 'Mango'.



Blank handwriting lines for the word 'Nest'.



Blank handwriting lines for the word 'Owl'.



Blank handwriting lines for the word 'Parrot'.



Blank handwriting lines for the word 'Feather'.



Blank handwriting lines for the word 'Rose'.

Date :



Teacher's Signature :



Blank writing lines for the ship.



Blank writing lines for the tiger.



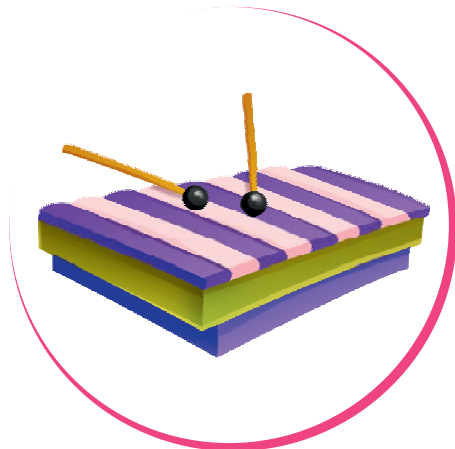
Blank writing lines for the umbrella.



Blank writing lines for the vase of flowers.



Blank writing lines for the whale.



Blank writing lines for the mat.



Blank writing lines for the pom-poms.



By :
M. R. Graphics
09760971010



Blank writing lines for the zebra.

Teacher's Signature :

Date :